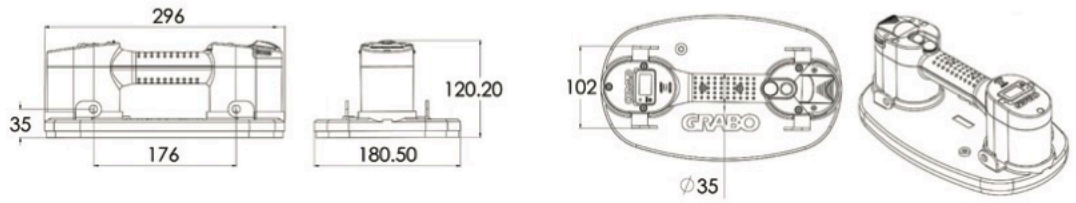




GRABO PRO-LIFTER 20 HEAVY LIFTING MADE EASY



Specifications:

Model/SKU	GRABO PRO-LIFTER 20 / GP-1Li-FB
Battery	14.8VDC 2600mAh Li-ion
Rated Power	16W
Charger Input Voltage	100-240VAC 50/60Hz
Battery Charging Time	~2hrs
Non-Stop Running Time (Full Charge)	1.5hrs
Running Cycles (On Full Charge)	900 ON-OFF cycles of 10 seconds
Stand-by Mode (Charge Hold)	30 days
Pump Service Life	100000+ ON-OFF cycles / 800+ hrs continuous
Rated Air Flow	0.7cfm (20 L/min)
Maximum Vacuum Rate	11.6Psi (0.8 Bar, 80 kPa)
Maximum Lifting Capacity	375Lbs (170 kg)
L x W x H	12.1 x 7.37 x 4.91" (297 x 181 x 121 mm)
Net Weight (With Battery)	3.2Lbs (1.5 kg)
Working Temperature	32°F~140°F (0°~60 °C)
Applicable Surface Type	Peak/valley heights less than 0.1" (3mm), arc less than 5°
Additional Features	Pump stops automatically at maximum vacuum rate (11.6Psi / 0.8 Bar)

Lifting Capacity:

Material	Glass	Ceramic Tiles	Metal	Plastic	Wood	Rough Slate	Rough Concrete	Dry Wall
Direction								
Perpendicular Hold 	375Lbs (170 kg)	375Lbs (170 kg)	242Lbs (110 kg)	220Lbs (100 kg)	220Lbs (100 kg)	176Lbs (80 kg)	176Lbs (80 kg)	165Lbs (75 kg)
Parallel Hold 	265Lbs (120 kg)	265Lbs (120 kg)	242Lbs (110 kg)	220Lbs (100 kg)	143Lbs (65 kg)	176Lbs (80 kg)	176Lbs (80 kg)	143Lbs (65 kg)

Based on product information at time of publication. Environmental conditions can affect product performance and longevity; consult the product manual on GRABO.com or contact a Sales Representative for more information.

By Nemo Power Tools - www.GRABO.com